




KORIUM



Tonino Lamborghini

LUXURY SURFACES



Tonino Lamborghini



Civilization of Beauty



100% DESIGN
AND PRODUCTION
OF ITALY







Tonino Lamborghini

LUXURY SURFACES

"Nel 1981 fondai l'azienda Tonino Lamborghini Style and Accessories. In quel periodo stavo coadiuvando mio padre nelle aziende di famiglia, ma sentivo il bisogno di fare qualcosa di esclusivamente mio, diverso dal mondo dei motori.

Da sempre ero appassionato di moda e accessori e per il design presi ispirazione dal mio background ingegneristico. Sono sempre stato attratto dai prodotti legati a un concetto meccanico, pertanto non per un caso il mio primo accessorio Tonino Lamborghini fu un orologio.

E ancora oggi in ogni mio prodotto non deve mancare un dettaglio in qualche modo correlato all'heritage meccanico e ingegneristico della mia famiglia. Spirito senza compromessi, design e italianità, uniti al leggendario retaggio di un mito senza tempo: questi i valori che caratterizzano il mio marchio. La mission dell'azienda Tonino Lamborghini è chiara: esportare la passione e lo spirito della cultura italiana attraverso prodotti dal design unico e distintivo, ispirato al design industriale italiano e alla storia della famiglia Lamborghini".

"In 1981, I started up my new Tonino Lamborghini Style and Accessories company. At the time I was assisting my father in the family group, but I felt the need to do something exclusively of my own, different from the world of engines.

I have always been interested in design and accessories and I took inspiration from my engineering background. I've always loved products linked to mechanics, thus it was obvious for me that the first accessory I designed was a watch.

And even today in every product I create there must not be missing a detail somehow related to the mechanical and engineering heritage of my family. Uncompromising spirit, Italian ingenuity and design - together with the timeless legend of a brand recognized throughout the globe: these are the values that characterize my brand.

The mission of my company is clear: to spread the passion and spirit of Italy with unique and distinctive products, inspired by Italian industrial design and the Lamborghini family's story".

Tonino Lamborghini



Tonino Lamborghini



Civilization of Beauty



Tonino Lamborghini, lifestyle experience brand di accessori e progetti real estate di lusso, e il Gruppo Italcer, hub del design nella ceramica Made in Italy e nell'arredo bagno alto di gamma, hanno siglato un accordo per la nuova collezione di pavimenti e rivestimenti a marchio Tonino Lamborghini Luxury Surfaces.

"La partnership con Italcer rappresenta un'ulteriore conferma del nostro impegno ad esportare nel mondo la passione e lo spirito del lifestyle italiano sotto forma di progetti unici e distintivi che uniscono l'eccellenza del design e della manifattura italiana. Inoltre, il know how e la tecnologia produttiva di La Fabbrica arricchiranno a livello sia qualitativo che estetico il progetto Tonino Lamborghini HOME, che comprende già linee di arredo, rubinetteria, accessori per la casa e gli uffici per un total living di lusso fortemente ispirato al nostro family heritage."

Ferruccio Lamborghini
CEO e VP di Tonino Lamborghini SPA

Tonino Lamborghini, a luxury accessories and real estate projects lifestyle experience brand, and Italcer Group, a hub of Italian ceramic design and high-end bathroom furnishings, have signed an agreement for the new collection of floor and wall surfaces bearing the Tonino Lamborghini Luxury Surfaces trademark.

"The partnership with Italcer is a further confirmation of our commitment to exporting the passion and spirit of Italian lifestyle throughout the world, in the form of unique and distinctive projects that combine the excellence of Italian design and workmanship. Furthermore, the know-how and production technology of La Fabbrica will enrich in qualitative and aesthetic terms the Tonino Lamborghini HOME project, which already includes furnishing, faucets and accessory collections for the home and office, for a luxury total living experience that is strongly inspired by our family heritage."


Ferruccio Lamborghini
CEO and VP of Tonino Lamborghini SPA

KORIUM SERIES 6 mm Nat. Ret.

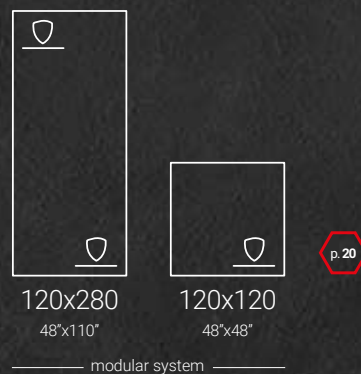


WALL FLOOR

KORIUM

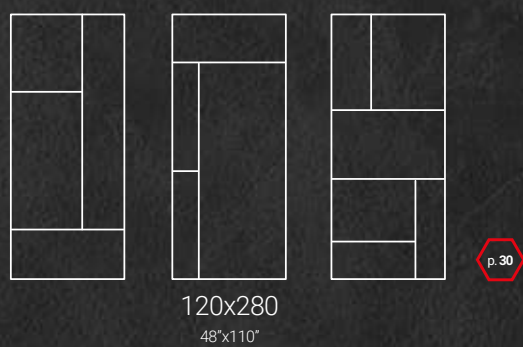


KORIUM LOGO



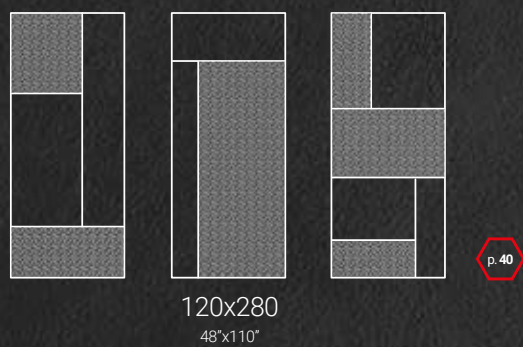
WALL

KORIUM SQUARE

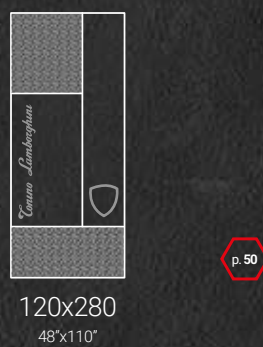


WALL

KORIUM SQUARE SIGN



KORIUM SQUARE LOGO




KORIUM COLOURFUL SERIES 6 mm Nat. Ret.



WALL


KORIUM



120x280
48"x110"

p. 62

KORIUM LOGO



120x280
48"x110"

p. 70

WALL

KORIUM DIAGONAL



120x280
48"x110"

p. 78

KORIUM SQUARE LOGO



120x280
48"x110"

p. 86

INDICE INDEX

KORIUM	10
KORIUM LOGO	20
KORIUM SQUARE	30
KORIUM SQUARE SIGN	40
KORIUM SQUARE LOGO	50
<i>COLOURFUL SERIES</i>	
KORIUM	62
KORIUM LOGO	70
KORIUM DIAGONAL	78
KORIUM SQUARE LOGO	86

KORIUM

NEW SERIES 2021



Tonino Lamborghini



Civilization of Beauty





Carina Lomborghini

Carina Lomborghini

WALL FLOOR

KORIUM


KORIUM, la serie "effetto-cuoio" ispirata alla collezione di accessori in pelle Tonino Lamborghini. Un prodotto di classe, che incanta per la sua capacità di superare con stile i limiti del rigore materico dettato dalla ceramica. **Un design avvolgente**, che eleva a un'eleganza assoluta gli ambienti dell'indoor.

KORIUM, the "leather-effect" series inspired by the Tonino Lamborghini leather goods collection. A high-class product that delights for its sublime ability to overcome with style the limits of ceramics material rigour. **The enfolding design** elevates the indoor space, creating an atmosphere of absolute elegance.


6 mm



120x280
48"x110"
Nat. Ret.



120x120
48"x48"
Nat. Ret.



60x120
24"x48"
Nat. Ret.





ANTHRACITE

SVILUPPO GRAFICO
PER FORMATO

Pattern by size



120x280
48"x110"

3

120x120
48"x48"

6

60x120
24"x48"

6

BROWN

SVILUPPO GRAFICO
PER FORMATO

Pattern by size



120x280
48"x110"

3

120x120
48"x48"

6

60x120
24"x48"

6

GREY

SVILUPPO GRAFICO
PER FORMATO

Pattern by size



120x280
48"x110"

3

120x120
48"x48"

6

60x120
24"x48"

6



BEIGE

SVILUPPO GRAFICO
PER FORMATO

Pattern by size



120x280
48"x110"

3

120x120
48"x48"

6


60x120
24"x48"

6

WHITE

SVILUPPO GRAFICO
PER FORMATO

Pattern by size



120x280
48"x110"

3

120x120
48"x48"

6

60x120
24"x48"

6





FLOOR
KORIUM GREY 120x280_48"x110"

WALL
KORIUM ANTHRACITE ORANGE DIAGONAL 120x280_48"x110"

FLOOR
KORIUM GREY 120x280_48"x110"






WALL FLOOR

KORIUM LOGO

6 mm



120x280
48"x110"
Nat. Ret.




120x120
48"x48"
Nat. Ret.

Un decoro semplice che attinge il suo concept dai fondi, ripropone sul margine superiore ed inferiore il marchio Tonino Lamborghini. **LOGO**, una delicata soluzione caratterizzante per chi desidera ornare gli spazi di un decoro dall'effetto elegante ma sobrio.

The top and bottom edges of the simple décor, which draws its concept from KORIMUM surface, are accented with the Tonino Lamborghini logo. **LOGO** is a delicate and distinctive solution for those who want to decorate their spaces with elegance and sobriety.

KORIUM LOGO





ANTHRACITE LOGO

SVILUPPO GRAFICO
PER FORMATO

Pattern by size

120x280
48"x110"

1

120x120
48"x48"

1



Limburg-Sinsassael



Limburg-Sinsassael



Tonino Lamborghini

BROWN LOGO

SVILUPPO GRAFICO
PER FORMATO

Pattern by size

120x280
48"x110"

1

120x120
48"x48"

1



Tonino Lamborghini

GREY LOGO

SVILUPPO GRAFICO
PER FORMATO

Pattern by size

120x280
48"x110"

1

120x120
48"x48"

1


Tonino Lamborghini


Tonino Lamborghini

Tommaso Lombocypiani

BEIGE LOGO

SVILUPPO GRAFICO
PER FORMATO

Pattern by size

120x280
48"x110"

1

120x120
48"x48"

1

Tommaso Lombocypiani

WHITE LOGO

SVILUPPO GRAFICO
PER FORMATO


Pattern by size

120x280
48"x110"

1

120x120
48"x48"

1






FLOOR
KORIUM ANTHRACITE LOGO 120x280_48"x110"
KORIUM ANTHRACITE 120x280_48"x110"



FLOOR
KORIUM ANTHRACITE LOGO 120x280_48"x110"
KORIUM ANTHRACITE 120x280_48"x110"



6 mm



120x280
48"x110"
Nat. Ret.

WALL

KORIUM SQUARE

La pelle, da sempre sinonimo di **eleganza e raffinatezza**, è un materiale molto duttile. Il suo **effetto artigianale**, le **cuciture** al tatto in rilievo e i **due effetti di superficie matt e semi-matt** tipici della pelle, conferiscono a **SQUARE**, il primo decoro della serie, un effetto di artigiana ricerca che contraddistingue il **MADE IN ITALY**.

Synonymous of **elegance and refinement**, leather is a very ductile material.

Its **handcrafted feel**, the **raised stitching** and the two finishes of the leather, **matt and semi-matt**, gives **SQUARE**, the first variant of the series, the signature of **Italian craftsmanship excellence**.






ANTHRACITE SQUARE

SVILUPPO GRAFICO
PER FORMATO

Pattern by size



120x280
48"x110"


3



BROWN SQUARE

SVILUPPO GRAFICO
PER FORMATO

Pattern by size




120x280
48"x110"

3

GREY SQUARE

SVILUPPO GRAFICO
PER FORMATO

Pattern by size



120x280
48"x110"


3



BEIGE SQUARE

SVILUPPO GRAFICO
PER FORMATO

Pattern by size




120x280
48"x110"

3

WHITE SQUARE


SVILUPPO GRAFICO
PER FORMATO

Pattern by size



120x280
48"x110"

3





WALL
KORIUM WHITE SQUARE 120x280_48"x110"


WALL
KORIUM WHITE SQUARE - KORIUM RED LOGO 120x280_48"x110"

FLOOR
KORIUM GREY 120x280_48"x110"





6 mm



120x280
48"x110"
Nat. Ret.

WALL

KORIUM SQUARE SIGN

Il gioco delle geometrie e la ricerca del dettaglio rendono esclusivo il decoro **SQUARE SIGN**. Riquadri di pelle cuciti e impreziositi dalla texture LT di Tonino Lamborghini, creano una sofisticata soluzione che esalta la raffinatezza della serie.

The geometries and attention to detail in the **SQUARE SIGN** design provide an exclusive touch. Stitched squares of leather, accented with Tonino Lamborghini's LT texture, create a sophisticated solution, bringing out the refined appeal of the series.






ANTHRACITE SQUARE SIGN


SVILUPPO GRAFICO
PER FORMATO

Pattern by size



120x280
48"x110"


3



BROWN SQUARE SIGN

SVILUPPO GRAFICO
PER FORMATO

Pattern by size




120x280
48"x110"

3

GREY SQUARE SIGN

SVILUPPO GRAFICO
PER FORMATO

Pattern by size



120x280
48"x110"


3



BEIGE SQUARE SIGN

SVILUPPO GRAFICO
PER FORMATO

Pattern by size




120x280
48"x110"

3

WHITE SQUARE SIGN


SVILUPPO GRAFICO
PER FORMATO

Pattern by size



120x280
48"x110"

3





WALL
KORIUM ANTHRACITE SQUARE SIGN 120x280_48"x110"



WALL
KORIUM ANTHRACITE SQUARE SIGN 120x280_48"x110"

FLOOR
KORIUM ANTHRACITE - KORIUM ANTHRACITE LOGO 120x280_48"x110"



6 mm



120x280
48"x110"
Nat. Ret.

WALL

KORIUM SQUARE LOGO

SQUARE SIGN assume un carattere più identitario con l'applicazione del marchio Tonino Lamborghini. Nasce **SQUARE LOGO**, arricchito da un ulteriore effetto di stampa, **come marchiato a fuoco**, del Toro Miura e del lettering del brand, per rivestire gli ambienti dello **stile di vita Tonino Lamborghini**.

The Tonino Lamborghini signature adds identity and character to SQUARE SIGN. This is the creation of **SQUARE LOGO**, enriched with the **Miura Raging Bull** and the brand's lettering, to imbue the spaces with the style of Tonino Lamborghini.





ANTHRACITE SQUARE LOGO

SVILUPPO GRAFICO
PER FORMATO

Pattern by size

120x280
48"x110"

1

Lamborghini



BROWN SQUARE LOGO

SVILUPPO GRAFICO
PER FORMATO

Pattern by size

120x280
48"x110"

1

Lomino Lamborghini




GREY
SQUARE
LOGO

SVILUPPO GRAFICO
PER FORMATO

Pattern by size

120x280
48"x110"

1



BEIGE
SQUARE
LOGO

SVILUPPO GRAFICO
PER FORMATO

Pattern by size

120x280
48"x110"

1

Lanino Lamborghini




WHITE SQUARE LOGO

SVILUPPO GRAFICO
PER FORMATO

Pattern by size

120x280
48"x110"

1





WALL
KORIUM WHITE SQUARE SIGN - KORIUM WHITE SQUARE LOGO 120x280_48"x110"
KORIUM WHITE YELLOW SQUARE LOGO 120x280_48"x110"





FLOOR

KORIUM WHITE 120x280_48"x110"

WALL

KORIUM WHITE SQUARE SIGN - KORIUUM WHITE SQUARE LOGO 120x280_48"x110"
KORIUM WHITE YELLOW SQUARE LOGO 120x280_48"x110"



WALL
KORIUM GREY SQUARE SIGN 120x280_48"x110" - KORIUM GREY SQUARE SIGN LOGO 120x280_48"x110"

FLOOR
KORIUM GREY 120x280_48"x110"



6 mm



120x280
48"x110"
Nat. Ret.

WALL

KORIUM

COLOURFUL SERIES

VERSATILITÀ e CREATIVITÀ per rendere unica qualsiasi formula di progettazione.

La **COLOURFUL SERIES** offre una gamma di colori vivaci che rende la serie KORIMUM adatta anche per la **creazione di progetti** da parte di professionisti.

L'intera collezione, che ben si adatta a **possibili tagli personali** sui formati della serie, trova massima libertà espressiva nella Colourful Series.

Spazio all'estro e all'immaginazione per creare giochi di colore ed effetti geometrici, per infinite possibilità di posa.

VERSATILITY and CREATIVITY

to make any interior design project unique.

The **COLOURFUL SERIES** offers a range of bright colours that make KORIMUM the perfect choice for **professional projects**.

The entire collection can be adapted to personal styles through **different formats**, thus in the Colourful Series this concept is brought to full creative expression.

Fantasy and imagination are given space to play with colour and geometric effects.

The layout pattern possibilities are endless.






BLUE

SVILUPPO GRAFICO
PER FORMATO

Pattern by size



120x280
48"x110"

3

RED

SVILUPPO GRAFICO
PER FORMATO

Pattern by size




120x280
48"x110"

3

YELLOW

SVILUPPO GRAFICO
PER FORMATO

Pattern by size



120x280
48"x110"


3



ORANGE

SVILUPPO GRAFICO
PER FORMATO

Pattern by size



120x280
48"x110"

3

WALL
KORIUM BLUE - KORIAM BLUE LOGO 120x280_48"x110"

FLOOR & WALL
KORIUM WHITE 120x280_48"x110"





6 mm



120x280
48"x110"
Nat. Ret.

WALL

KORIAM LOGO

COLOURFUL SERIES

Un decoro semplice che attinge il suo concept dai fondi, ripropone **sul margine superiore ed inferiore il marchio Tonino Lamborghini.**

LOGO, una delicata soluzione caratterizzante, riproposta anche nella COLOURFUL SERIES, per chi desidera ornare gli spazi di un decoro dall'effetto elegante ma sobrio.

The top and bottom edges of the simple décor, which draws its concept from KORIAM basic design, are accented with the Tonino Lamborghini logo.

LOGO is a variant also offered in the COLOURFUL SERIES, a delicate and distinctive solution for those who want to decorate their spaces with elegance and sobriety.






BLUE LOGO

SVILUPPO GRAFICO
PER FORMATO

Pattern by size

120x280
48"x110"

1





Tonino Lamborghini

RED LOGO

SVILUPPO GRAFICO
PER FORMATO

Pattern by size

120x280
48"x110"

1



Tonino Lamborghini

YELLOW LOGO

SVILUPPO GRAFICO
PER FORMATO

Pattern by size

120x280
48"x110"

1





Tonino Lamborghini

ORANGE LOGO

SVILUPPO GRAFICO
PER FORMATO

Pattern by size

120x280
48"x110"

1



Tonino Lamborghini



WALL
KORIUM BLUE LOGO - KORIUM ORANGE LOGO 120x280_48"x110"
KORIUM BLUE - KORIUM YELLOW - KORIUM RED 120x280_48"x110"

FLOOR
KORIUM GREY 120x280_48"x110"



Ennio Lombardi



120x280
48"x110"
Nat. Ret.

WALL


KORIUM DIAGONAL

COLOURFUL SERIES

Il più estroso della serie, il concept di **DIAGONAL** attinge al design degli arredi a marchio Tonino Lamborghini e al mondo dell'interior design del Toro. Un unico contenitore con molteplici soluzioni compositive, **un connubio tra rivestimento e arredamento per una continuità estetica di stile** con l'universo Tonino Lamborghini.

The most whimsical of the series, **DIAGONAL** is inspired by Tonino Lamborghini's signature furnishings and the shapes of its interior design world. It is a single container with multiple layout pattern solutions, **a fusion between wall coverings and furnishings to ensure aesthetic continuity** with the distinctive Tonino Lamborghini universe.






BLUE DIAGONAL

COLOURFUL SERIES


SVILUPPO GRAFICO
PER FORMATO

Pattern by size



120x280
48"x110"

3




RED DIAGONAL

COLOURFUL SERIES

SVILUPPO GRAFICO
PER FORMATO

Pattern by size



120x280
48"x110"


3

YELLOW DIAGONAL

COLOURFUL SERIES


SVILUPPO GRAFICO
PER FORMATO

Pattern by size



120x280
48"x110"

3




ORANGE DIAGONAL

COLOURFUL SERIES

SVILUPPO GRAFICO
PER FORMATO

Pattern by size



120x280
48"x110"

3





WALL
KORIUM ORANGE - KORIUM ORANGE LOGO 120x280_48"x110"
KORIUM ORANGE DIAGONAL 120x280_48"x110"

FLOOR
KORIUM GREY 120x280_48"x110"

6 mm



120x280
48"x110"
Nat. Ret.

WALL

KORIUM SQUARE LOGO

COLOURFUL SERIES

SQUARE SIGN assume un carattere più identitario con l'applicazione del marchio Tonino Lamborghini. Nasce **SQUARE LOGO**, arricchito da un ulteriore effetto di stampa, come **marchiato a fuoco**, del Toro Miura e del lettering del brand, vivacizzato da **segmenti di cuoio colorato**, per rivestire gli ambienti dello stile di vita Tonino Lamborghini.

The Tonino Lamborghini signature adds identity and character to SQUARE SIGN. This is the creation of **SQUARE LOGO**, enriched with the **Miura Raging Bull** and the **brand's lettering** and the background enlivened with sections of **coloured leather**, to imbue the spaces with the style of Tonino Lamborghini.




SQUARE LOGO



ANTHRACITE SQUARE LOGO

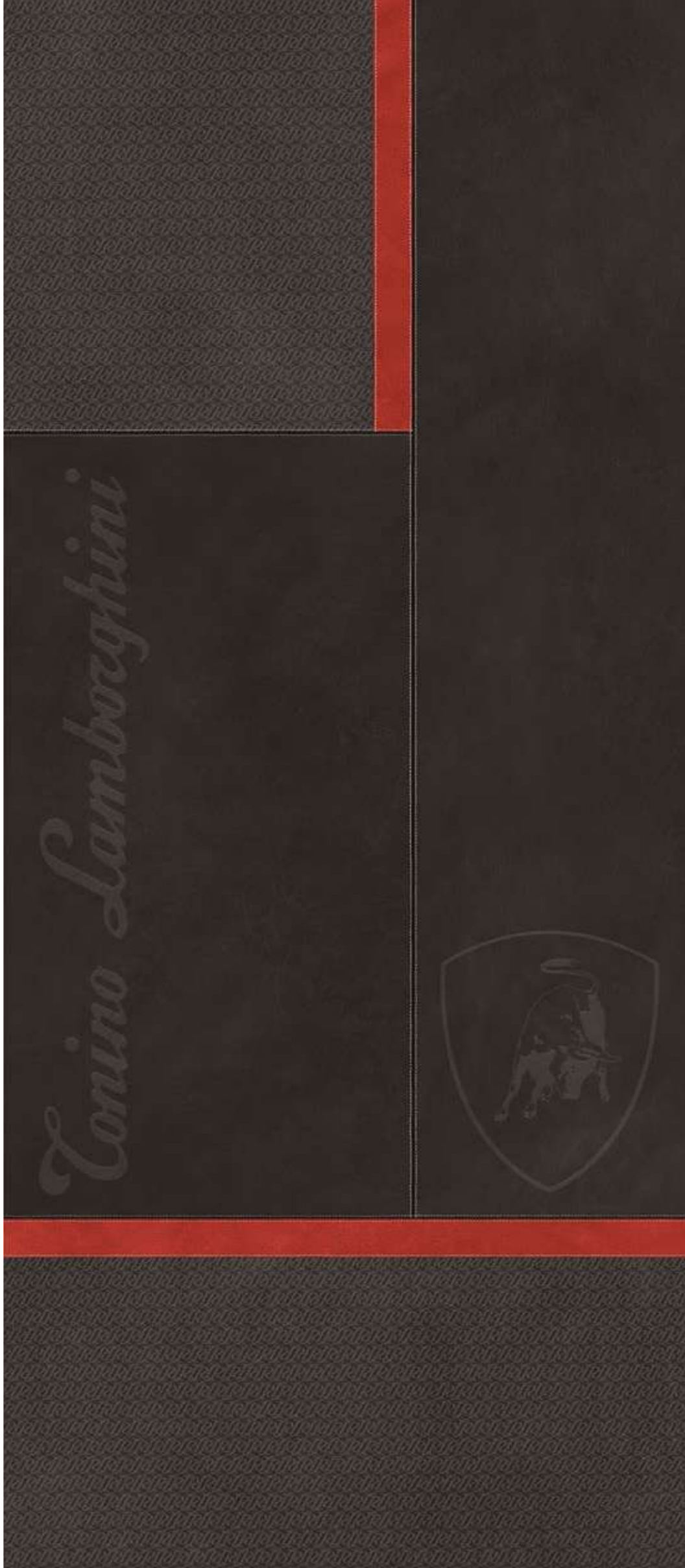
SVILUPPO GRAFICO
PER FORMATO

Pattern by size



120x280
48"x110"


1



BROWN SQUARE LOGO

SVILUPPO GRAFICO
PER FORMATO

Pattern by size



120x280
48"x110"

1


Lorino Lamborghini



GREY SQUARE LOGO


SVILUPPO GRAFICO
PER FORMATO

Pattern by size



120x280
48"x110"


1



BEIGE SQUARE LOGO

SVILUPPO GRAFICO
PER FORMATO

Pattern by size



120x280
48"x110"

1


Lorino Lamborghini



WHITE SQUARE LOGO


SVILUPPO GRAFICO
PER FORMATO

Pattern by size



120x280
48"x110"

1





WALL
KORIUM ANTHRACITE ORANGE SQUARE LOGO - KORIUM ANTHRACITE SQUARE 120x280_48"x110"

FLOOR
KORIUM ANTHRACITE 120x280_48"x110"

WALL

KORIUM ANTHRACITE SQUARE - KORIUM ANTHRACITE ORANGE SQUARE LOGO 120x280_48"x110"
KORIUM ANTHRACITE BLUE SQUARE LOGO - KORIUM ANTHRACITE RED SQUARE LOGO 120x280_48"x110"

FLOOR

KORIUM ANTHRACITE 120x280_48"x110"







LASTRE IN GRES PORCELLANATO PRESSATE A SECCO . DRY-PRESSED PORCELAIN STONEWARE SLABS
UNI EN 14411-ISO 13006 - APPENDICE G - GRUPPO Bia - UGL

WALL FLOOR


ANTHRACITE



167001
120x280 . 48"x110"
Nat. Ret.



167011
120x120 . 48"x48"
Nat. Ret.




167021
60x120 . 24"x48"
Nat. Ret.


modular system

WALL

ANTHRACITE SQUARE



167401
120x280 . 48"x110"
Nat. Ret.



167402
120x280 . 48"x110"
Nat. Ret.



167403
120x280 . 48"x110"
Nat. Ret.

WALL FLOOR

ANTHRACITE LOGO



167501
120x280 . 48"x110"
Nat. Ret.



167511
120x120 . 48"x48"
Nat. Ret.

WALL

ANTHRACITE SQUARE SIGN



167421
120x280 . 48"x110"
Nat. Ret.



167422
120x280 . 48"x110"
Nat. Ret.



167423
120x280 . 48"x110"
Nat. Ret.

WALL

ANTHRACITE SQUARE LOGO



167410
120x280 . 48"x110"
Nat. Ret.



WALL FLOOR
BROWN



167004
120x280 . 48"x110"
Nat. Ret.




167014
120x120 . 48"x48"
Nat. Ret.



167024
60x120 . 24"x48"
Nat. Ret.

modular system

WALL
BROWN SQUARE



A

167411
120x280 . 48"x110"
Nat. Ret.



B

167412
120x280 . 48"x110"
Nat. Ret.



C

167413
120x280 . 48"x110"
Nat. Ret.

WALL FLOOR
BROWN LOGO




167504
120x280 . 48"x110"
Nat. Ret.



167514
120x120 . 48"x48"
Nat. Ret.

WALL
BROWN SQUARE SIGN



A

167431
120x280 . 48"x110"
Nat. Ret.



B

167432
120x280 . 48"x110"
Nat. Ret.



C

167433
120x280 . 48"x110"
Nat. Ret.

WALL
BROWN SQUARE LOGO




167440
120x280 . 48"x110"
Nat. Ret.

KORIUM 6 mm

LASTRE IN GRES PORCELLANATO PRESSATE A SECCO . DRY-PRESSED PORCELAIN STONEWARE SLABS
UNI EN 14411-ISO 13006 - APPENDICE G - GRUPPO Bia - UGL

WALL FLOOR


GREY



167002
120x280 . 48"x110"
Nat. Ret.



167012
120x120 . 48"x48"
Nat. Ret.



167022
60x120 . 24"x48"
Nat. Ret.

modular system


WALL

GREY SQUARE



A

167404
120x280 . 48"x110"
Nat. Ret.



B

167405
120x280 . 48"x110"
Nat. Ret.



C

167406
120x280 . 48"x110"
Nat. Ret.

WALL FLOOR

GREY LOGO



167502
120x280 . 48"x110"
Nat. Ret.



167512
120x120 . 48"x48"
Nat. Ret.

WALL

GREY SQUARE SIGN



A

167424
120x280 . 48"x110"
Nat. Ret.



B

167425
120x280 . 48"x110"
Nat. Ret.



C

167426
120x280 . 48"x110"
Nat. Ret.

WALL

GREY SQUARE LOGO




167420
120x280 . 48"x110"
Nat. Ret.


WALL FLOOR
BEIGE



167005
120x280 . 48"x110"
Nat. Ret.



167015
120x120 . 48"x48"
Nat. Ret.



167025
60x120 . 24"x48"
Nat. Ret.

modular system

WALL
BEIGE SQUARE



167415
120x280 . 48"x110"
Nat. Ret.



167416
120x280 . 48"x110"
Nat. Ret.



167417
120x280 . 48"x110"
Nat. Ret.

WALL FLOOR
BEIGE LOGO



167505
120x280 . 48"x110"
Nat. Ret.



167515
120x120 . 48"x48"
Nat. Ret.

WALL
BEIGE SQUARE SIGN



167434
120x280 . 48"x110"
Nat. Ret.



167435
120x280 . 48"x110"
Nat. Ret.



167436
120x280 . 48"x110"
Nat. Ret.

WALL
BEIGE SQUARE LOGO




167450
120x280 . 48"x110"
Nat. Ret.

KORIUM 6 mm

LASTRE IN GRES PORCELLANATO PRESSATE A SECCO . DRY-PRESSED PORCELAIN STONEWARE SLABS
UNI EN 14411-ISO 13006 - APPENDICE G - GRUPPO Bia - UGL

WALL FLOOR

WHITE



167003
120x280 . 48"x110"
Nat. Ret.



167013
120x120 . 48"x48"
Nat. Ret.



167023
60x120 . 24"x48"
Nat. Ret.

modular system

WALL

WHITE SQUARE



A



B



C

167407
120x280 . 48"x110"
Nat. Ret.

167408
120x280 . 48"x110"
Nat. Ret.

167409
120x280 . 48"x110"
Nat. Ret.

WALL FLOOR

WHITE LOGO



167503
120x280 . 48"x110"
Nat. Ret.



167513
120x120 . 48"x48"
Nat. Ret.

WALL

WHITE SQUARE SIGN



A



B



C

167427
120x280 . 48"x110"
Nat. Ret.

167428
120x280 . 48"x110"
Nat. Ret.

167429
120x280 . 48"x110"
Nat. Ret.

WALL

WHITE SQUARE LOGO



167430
120x280 . 48"x110"
Nat. Ret.

	WALL FLOOR								WALL	
	KORIUM				KORIUM LOGO				KORIUM SQUARE	KORIUM SQUARE SIGN
	6 mm	6 mm	6 mm	6 mm	6 mm	6 mm	6 mm	6 mm	6 mm	6 mm
	120x280 48"x110" Nat. Ret.	120x120 48"x48" Nat. Ret.	60x120 24"x48" Nat. Ret.	120x280 48"x110" Nat. Ret.	120x120 48"x48" Nat. Ret.	120x280 48"x110" Nat. Ret.	120x280 48"x110" Nat. Ret.	120x280 48"x110" Nat. Ret.	120x280 48"x110" Nat. Ret.	120x280 48"x110" Nat. Ret.
ANTHRACITE	167001	167011	167021	167501	167511	A 167401 B 167402 C 167403	A 167421 B 167422 C 167423	167410		
BROWN	167004	167014	167024	167504	167514	A 167411 B 167412 C 167413	A 167431 B 167432 C 167433	167440		
GREY	167002	167012	167022	167502	167512	A 167404 B 167405 C 167406	A 167424 B 167425 C 167426	167420		
BEIGE	167005	167015	167025	167505	167515	A 167415 B 167416 C 167417	A 167434 B 167435 C 167436	167450		
WHITE	167003	167013	167023	167503	167513	A 167407 B 167408 C 167409	A 167427 B 167428 C 167429	167430		
IMBALLO cm h. PACKING cm h.	302x136	330x75	143x123	80x120	302x136	330x75	143x123	250x75	302x136	302x136
TARA / TARE	108	210	56	20	108	210	-	158	108	108,00
N° x	20	44	-	-	20	44	-	88	20	20
m² x	3,36	3,36	-	-	3,36	3,36	-	1,44	3,36	3,36
Kg x	48,65	48,65	-	-	48,65	48,65	-	20,85	48,65	48,65
x	-	-	2	3	-	-	2	-	-	-
m² x	-	-	2,88	2,16	-	-	2,88	-	-	-
Kg x	-	-	41,7	31,32	-	-	41,7	-	-	-
x	-	-	24	30	-	-	24	-	-	-
m² x	67,2	147,84	69,12	64,8	67,2	147,84	69,12	126,72	67,2	67,2
Kg x	1.081	2.350	1.057	960	1.081	2.350	1.057	1.993	1.081	1.081



KORIUM COLOURFUL SERIES 6 mm

LASTRE IN GRES PORCELLANATO PRESSATE A SECCO . DRY-PRESSED PORCELAIN STONEWARE SLABS
UNI EN 14411-ISO 13006 - APPENDICE G - GRUPPO Bla - UGL

WALL

BLUE



167006
120x280 . 48"x110"
Nat. Ret.

WALL

BLUE LOGO



167506
120x280 . 48"x110"
Nat. Ret.

WALL

ANTHRACITE BLUE
DIAGONAL



167521
120x280 . 48"x110"
Nat. Ret.

A



167531
120x280 . 48"x110"
Nat. Ret.

B



167541
120x280 . 48"x110"
Nat. Ret.

C



WALL

ANTHRACITE BLUE
SQUARE LOGO



167551
120x280 . 48"x110"
Nat. Ret.

BROWN BLUE
SQUARE LOGO




167581
120x280 . 48"x110"
Nat. Ret.

GREY BLUE
SQUARE LOGO



167561
120x280 . 48"x110"
Nat. Ret.

BEIGE BLUE
SQUARE LOGO



167591
120x280 . 48"x110"
Nat. Ret.

WHITE BLUE
SQUARE LOGO



167571
120x280 . 48"x110"
Nat. Ret.



WALL
RED



167007
120x280 . 48"x110"
Nat. Ret.

WALL
RED LOGO



167507
120x280 . 48"x110"
Nat. Ret.

WALL
ANTHRACITE RED
DIAGONAL



167522
120x280 . 48"x110"
Nat. Ret.

A



167532
120x280 . 48"x110"
Nat. Ret.

B



167542
120x280 . 48"x110"
Nat. Ret.

C



WALL
ANTHRACITE RED
SQUARE LOGO



167552
120x280 . 48"x110"
Nat. Ret.

BROWN RED
SQUARE LOGO



167582
120x280 . 48"x110"
Nat. Ret.

GREY RED
SQUARE LOGO



167562
120x280 . 48"x110"
Nat. Ret.

BEIGE RED
SQUARE LOGO



167592
120x280 . 48"x110"
Nat. Ret.

WHITE RED
SQUARE LOGO



167572
120x280 . 48"x110"
Nat. Ret.

KORIUM COLOURFUL SERIES 6 mm

LASTRE IN GRES PORCELLANATO PRESSATE A SECCO . DRY-PRESSED PORCELAIN STONEWARE SLABS
UNI EN 14411-ISO 13006 - APPENDICE G - GRUPPO Bia - UGL

WALL

YELLOW



167008
120x280 . 48"x110"
Nat. Ret.

WALL

YELLOW LOGO



167508
120x280 . 48"x110"
Nat. Ret.

WALL

ANTHRACITE YELLOW
DIAGONAL



167523
120x280 . 48"x110"
Nat. Ret.

A



167533
120x280 . 48"x110"
Nat. Ret.

B



167543
120x280 . 48"x110"
Nat. Ret.

C



WALL

ANTHRACITE YELLOW
SQUARE LOGO



167553
120x280 . 48"x110"
Nat. Ret.

BROWN YELLOW
SQUARE LOGO



167583
120x280 . 48"x110"
Nat. Ret.

GREY YELLOW
SQUARE LOGO



167563
120x280 . 48"x110"
Nat. Ret.

BEIGE YELLOW
SQUARE LOGO



167593
120x280 . 48"x110"
Nat. Ret.

WHITE YELLOW
SQUARE LOGO



167573
120x280 . 48"x110"
Nat. Ret.



WALL

ORANGE



167009

120x280 . 48"x110"

Nat. Ret.

WALL

ORANGE LOGO



167509

120x280 . 48"x110"

Nat. Ret.

WALL

ANTHRACITE ORANGE
DIAGONAL



A



B



C

167524

120x280 . 48"x110"

Nat. Ret.

167534

120x280 . 48"x110"

Nat. Ret.

167544

120x280 . 48"x110"

Nat. Ret.



WALL

ANTHRACITE ORANGE
SQUARE LOGO



167554

120x280 . 48"x110"

Nat. Ret.

BROWN ORANGE
SQUARE LOGO



167584

120x280 . 48"x110"

Nat. Ret.

GREY ORANGE
SQUARE LOGO




167564

120x280 . 48"x110"

Nat. Ret.

BEIGE ORANGE
SQUARE LOGO



167594

120x280 . 48"x110"

Nat. Ret.

WHITE ORANGE
SQUARE LOGO



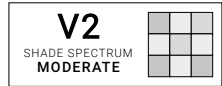
167574

120x280 . 48"x110"

Nat. Ret.

KORIUM COLOURFUL SERIES 6 mm

100% DESIGN
AND PRODUCTION
OF ITALY



LASTRE IN GRES PORCELLANATO PRESSATE A SECCO . DRY-PRESSED PORCELAIN STONEWARE SLABS
UNI EN 14411-ISO 13006 - APPENDICE G - GRUPPO BIa - UGL

ANSI A - 137.1:2012
WET DYNAMIC COEFFICIENT OF FRICTION | DCOF ≥ 0,42

		WALL							
		KORIUM	KORIUM LOGO	KORIUM DIAGONAL	KORIUM SQUARE LOGO ANTHRACITE	KORIUM SQUARE LOGO BROWN	KORIUM SQUARE LOGO GREY	KORIUM SQUARE LOGO BEIGE	KORIUM SQUARE LOGO WHITE
		6 mm	6 mm	6 mm	6 mm	6 mm	6 mm	6 mm	6 mm
		120x280 48"x110" Nat. Ret.	120x280 48"x110" Nat. Ret.	120x280 48"x110" Nat. Ret.	120x280 48"x110" Nat. Ret.	120x280 48"x110" Nat. Ret.	120x280 48"x110" Nat. Ret.	120x280 48"x110" Nat. Ret.	120x280 48"x110" Nat. Ret.
BLUE		167006	167506	A 167521 B 167531 C 167541	167551	167581	167561	167591	167571
RED		167007	167507	A 167522 B 167532 C 167542	167552	167582	167562	167592	167572
YELLOW		167008	167508	A 167523 B 167533 C 167543	167553	167583	167563	167593	167573
ORANGE		167009	167509	A 167524 B 167534 C 167544	167554	167584	167564	167594	167574
				302x136			330x75		
	IMBALLO cm h. PACKING cm h.			33,8			193,5		
	TARA / TARE			108			210		
	N° x			20			44		
	m² x			3,36			3,36		
	Kg x			48,65			48,65		
	x			-			-		
	m² x			-			-		
	Kg x			-			-		
	x			-			-		
	m² x			67,2			147,84		
	Kg x			1.081			2.350		















Pallet speciale con sponde
Special pallet with sides

Cavalletto in legno
Wood A-Frame

CARATTERISTICHE TECNICHE TECHNICAL FEATURES

LASTRE IN GRES PORCELLANATO PRESSATE A SECCO . DRY-PRESSED PORCELAIN STONEWARE SLABS

CLASSIFICAZIONE SECONDO UNI EN 14411-ISO 13006 - G - BIA ($E \leq 0,5\%$) UGL . PRODUCT IN COMPLIANCE WITH UNI EN 14411-ISO 13006 - G - BIA ($E \leq 0,5\%$) UGL

	Caratteristica Specification	Metodo di prova Test methods	Valore prescritto Fixed value	 Tonino Lamborghini  
	Caratteristiche dimensionali Dimensional characteristics	ISO 10545-2	Metodo previsto Defined method	Conforme Compliant
	Assorbimento d'acqua Water absorption	ISO 10545-3	$\leq 0,5 \%$	Conforme Compliant
	Resistenza alla flessione Breaking modulus	ISO 10545-4	$\geq 35 \text{ N/mm}^2$	Conforme Compliant
	Sforzo di rottura Modulus of rupture		$< 7,5 \text{ mm} = \geq 700 \text{ N}$	Conforme Compliant
	Resistenza alla abrasione profonda ANTHRACITE abrasion resistance	ISO 10545-6	$\leq 175 \text{ mm}^3$	Conforme Compliant
	Coefficiente di dilatazione termica lineare Thermal expansion coefficient	ISO 10545-8	Metodo disponibile Available on request	$\leq 7 \times 10^{-6} \text{ } ^\circ\text{C}^{-1}$
	Resistenza agli sbalzi termici Thermal shock resistance	ISO 10545-9	Metodo disponibile Available on request	Resistenti Resistant
	Resistenza al gelo Frost resistance	ISO 10545-12	Richiesta Always tested	Resistenti Resistant
	Resistenza ai prodotti chimici Chemical resistance	ISO 10545-13	min. UB	Resistenti Resistant
	Prodotti chimici ad uso domestico ed additivi per piscina Household chemicals and swimming pool water cleansers			
	Acidi ed alcali a bassa concentrazione Acids and low concentration alkalis			
	Resistenza alle macchie Stain resistance	ISO 10545-14	Metodo disponibile Available on request	Resistenti Resistant
	Stabilità dei colori alla luce Colour stability to light	DIN 51094	Metodo disponibile Available on request	Conforme Compliant
	Coefficiente di attrito (scivolosità) Friction coefficient (slipperiness)	ANSI A 137.1:2012	$\geq 0,42$	$\geq 0,42$ Superficie naturale Natural surface

DESTINAZIONE D'USO

Lastre decorate con innovative tecniche artigianali destinate esclusivamente al rivestimento di pareti interne.

INDICAZIONI GENERALI

KORIUM è una selezione di pattern realizzati su lastre di gres porcellanato rettificato spessore nominale 6 mm.

Eventuali piccole imperfezioni sono da considerarsi una caratteristica propria del prodotto dovuta al processo produttivo.

Questa innovativa tecnica decorativa migliora la definizione e la profondità dei colori, rendendo la resistenza superficiale all'abrasione meno performante rispetto al gres porcellanato tradizionale.

Per questo motivo è necessario attenersi alle istruzioni riportate di seguito presenti anche su cataloghi e imballi. Ogni soggetto decorato è caratterizzato da una grafica che continua da pezzo a pezzo considerando 1 mm di fuga. Le lastre hanno una tolleranza come da norma di 0,4 decimi di mm per lato che sulla diagonale possono diventare 1,6 mm, quindi prima di passare alla fase di posa stendete i vari soggetti a terra per verificarne la continuità del decoro.

MOVIMENTAZIONE

Non utilizzare ventose. Evitare il contatto con materiali abrasivi e lo strofinamento con altre lastre o con il piano di lavoro. Non appoggiare sulla superficie utensili o altri materiale che potrebbero danneggiare il prodotto.

ISTRUZIONI PER IL TAGLIO

È essenziale lavorare su una superficie planare e pulita. Prestare la massima attenzione durante questa operazione per non danneggiare le lastre facendole urtare contro oggetti acuminati.

Il materiale può essere tagliato e forato utilizzando macchine e strumenti solitamente usati per tradizionale gres porcellanato; non utilizzare il flessibile per tagliare le lastre.

TAGLIO

Eventuali tagli devono essere eseguiti incidendo esclusivamente il retro della lastra. Verificare che il piano di appoggio sia perfettamente pulito e privo di ogni asperità che possa danneggiare il materiale.

Utilizzare eventualmente, a scopo protettivo, un foglio pulito in cartone.

FORI e SCASSI

Fori e scassi devono essere eseguiti incidendo la superficie della lastra sul retro.

POSA

NON USARE ASSOLUTAMENTE DEI DISTANZIATORI LIVELLANTI.

Le nostre lastre decorate presentano grafiche con prese, tali prese sono calibrate con 1 mm di fuga. Essendo materiale sottile, la parete deve essere dritta. Non partire mai raso terra ma lasciare 4 mm dal fondo mettendo in bolla il materiale e le grafiche.

Questo accorgimento può tornare utile nel caso serva per i vari incastri del disegno, poiché ci troviamo ad operare spesso su pavimenti non perfettamente planari.

STUCCATURA

Consigliamo l'uso di soli sigillanti cementizi extrafini e spatole in materiale plastico, avendo cura di pulire i residui prima dell'indurimento dello stucco con acqua e spugna non abrasiva, evitando di danneggiare la superficie della lastra.

Non utilizzare prodotti a base di silicone acetico per la sigillatura di infissi, docce o sanitari alla superficie ceramica; utilizzare in alternativa siliconi neutri proteggendo preventivamente la superficie della piastrella con scotch di carta. Prestare la massima cura attenzione e delicatezza nel rimuovere lo scotch di carta usato in prossimità dei bordi tagliati per proteggerli in fase di stuccatura (usare solo questo tipo di nastro adesivo). Alla fine della stuccatura e della pulizia rimuovere lo scotch.

PULIZIE QUOTIDIANE

Utilizzare detergenti neutri e/o acqua, pulendo con straccio in microfibra o spugna morbida. Prodotti acidi anticalcare possono essere utilizzati avendo cura di risciacquare rapidamente la superficie con acqua dopo l'applicazione. Non utilizzare solventi (alcol e simili) né spugne abrasive o elementi graffianti.

INTENDED USE

Design slabs with innovative production techniques, designed exclusively for interior wall coverings.

GENERAL INSTRUCTIONS

KORIUM is a selection of structured designs on 6 mm nominal thin rectified high-end porcelain stoneware. Small imperfections are considered as a distinctive characteristic of the product due to the one-of-a-kind production process. The innovative technique brings a unique definition and depth of colours and shapes, having though less surface abrasion resistance than traditional porcelain stoneware, therefore strictly follow the instructions given here below and also in our catalogues and packaging. Each decorated subject is characterized by a graphic that continues from piece to piece with a 1 mm joint. The slabs have a standard tolerance as per norm of 0.4 tenths of a mm per side that on the diagonal can become 1.6 mm, so before beginning the laying phase, spread precautionarily the various subjects on the ground to check the pattern's continuity.

HANDLING

Do not use suction cups. When handling avoid contact with abrasive material and rubbing against other slabs or worktops. Do not place tools or any other material on the slab's surface that could damage the product.

CUTTING INSTRUCTIONS

Working on a flat and clean surface is essential. Pay the utmost attention during this operation to avoid damaging the slabs having them hit against sharp objects. The material can be cut and drilled using machines and tools usually used for traditional porcelain stoneware; do not use an angle grinder to cut the slabs.

CUTTING

Cuts must be executed only on the back of the slab. The worktop must be perfectly clean from dirt and debris that may damage the product. If needed, as precautionary measure, use a clean cardboard to protect it.

DRILLING AND HOLES

Drillings and holes must be executed starting from an incision on the back of the slabs.

LAYING

NEVER USE LEVELLING SPACERS. Our decorated slabs feature graphics running from piece to piece through a 1 mm joint. As a very thin material, the wall must be straight. Always start with the laying from the ground leaving 4 mm from the bottom, levelling the material and the graphics. This precaution can also be useful may you need to mate the graphics. This is a precaution as usually the floors are not perfectly flat.

GROUTING

We only recommend to use extra-fine cementitious sealants and plastic spatulas, taking care to clean any grout residues before hardening with water and non-abrasive sponge to avoid damaging the slabs' surface.

Do not use acetic silicone-based products for sealing window frames, showers or sanitaryware to the ceramic surface; as an alternative, use neutral silicones, protecting the tile surface beforehand with a paper masking tape.

Take the utmost care and delicacy when removing the paper masking tape used to protect the edges of the material during grouting (use only this type of adhesive tape) near the cut edges. Remove the paper scotch after grouting and cleaning.

DAILY MAINTENANCE

Use neutral detergents and/or water, and clean with a microfibre cloth or soft sponge. Acid based limescale products can be used, making sure to carefully rinse the surface with water straight after application. Do not use solvents (alcohol and the like) or abrasive sponges or scratchy elements.

KORIUM SERIES CATALOGUE
under licence of Tonino Lamborghini SpA
AD: Marketing La Fabbrica
1st Edition - May 2021

Le cromie, le strutture e le grafiche delle piastrelle riprodotte nelle immagini del catalogo potrebbero non corrispondere fedelmente al prodotto industriale.

The colours, structures, and patterns of the tiles illustrated in the catalogue might not correspond exactly to the actual product.

La Fabbrica S.p.A. si riserva di apportare, senza alcun preavviso, le modifiche che riterrà più opportune al fine di migliorare il prodotto. Quanto riportato è da considerarsi indicativo e non esaustivo in riferimento ai colori e alle caratteristiche estetiche dei prodotti.

La Fabbrica S.p.A. reserves the right to make any changes it deems fit in order to improve the product, without prior notice. All images are provided for illustrative purposes only and other colours and aesthetic features are available.



Tonino Lamborghini

su licenza di / under licence of

TONINO LAMBORGHINI SPA

www.lamborghini-tiles.com

www.lamborghini.it

info@lamborghini-tiles.com



Civilization of Beauty



La Fabbrica S.p.A.

Via Emilia Ponente, 2070

48014 Castel Bolognese (RA) Italy

Tel. +39 0546 - 659911 - Fax +39 0546 - 656223

www.lafabbrica.it - www.avaceramica.it

info@lafabbrica.it

A company part of

ITAL CER



Tonino Lamborghini

LUXURY SURFACES



Civilization of Beauty

